



LEVANTÉ[®]
ALUMINUM ARCHITECTURAL COMPONENTS

LEVANTÉ[®], LLC
901 NORTHVIEW ROAD
SUITE 100
WAUKESHA, WISCONSIN 53188

Project Name:

Part Name:

INSIDE CORNER TRIM

Used on assembly:

Part No.:

LCMC119

Drawing Number:

AL-13612-D

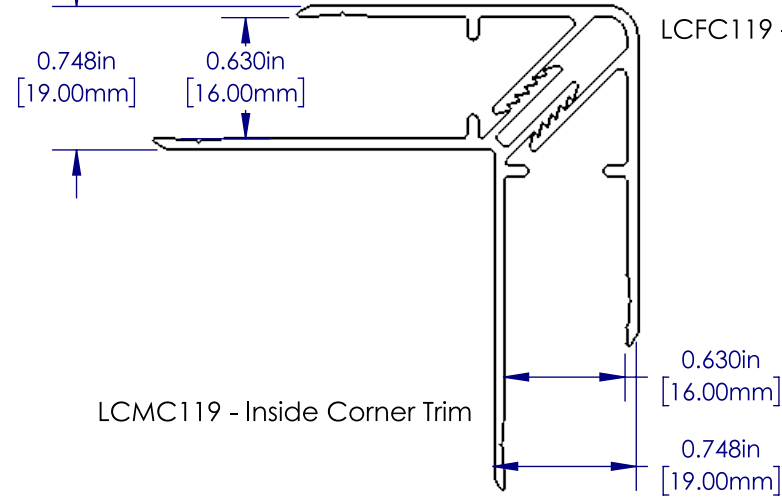
REVISIONS

REV.	DESCRIPTION	DATE	APPROVED
B	WIDTH AND HEIGHT OF PROFILE HAVE BEEN MODIFIDE FROM 1.292" [32.81mm] TO 2.154" [54.72mm]. INTERNAL ARC RADIUS WAS INCREASED FROM 0.023" [0.58mm] TO 0.161" [4.10mm]. CLIP FEATURE WAS EXTENDED WITH ADDITIONAL TEETH AS PER CUSTOMER'S REVISION NOTES.	6/26/2020	EASS
C	ARC RADIUS WAS DECREASED FROM 0.161" [4.10mm] TO 0.023" [0.58mm] AS PER CUSTOMER'S REVISION NOTES.	6/30/2020	EASS
D	CLIP FEATURE WAS EXTENDED WITH AN ADDITIONAL TOOTH AS PER CUSTOMER'S REVISION NOTES	7/15/2020	EASS

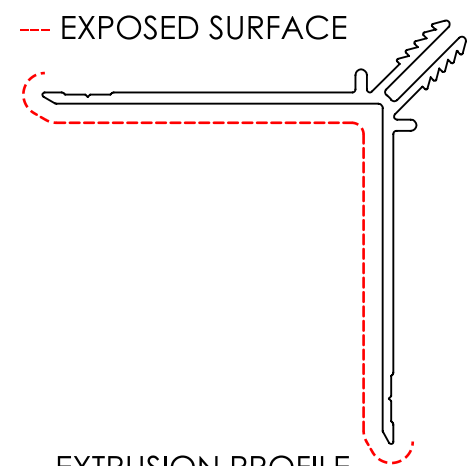


EXTRUSION PROFILE
SCALE 1:1

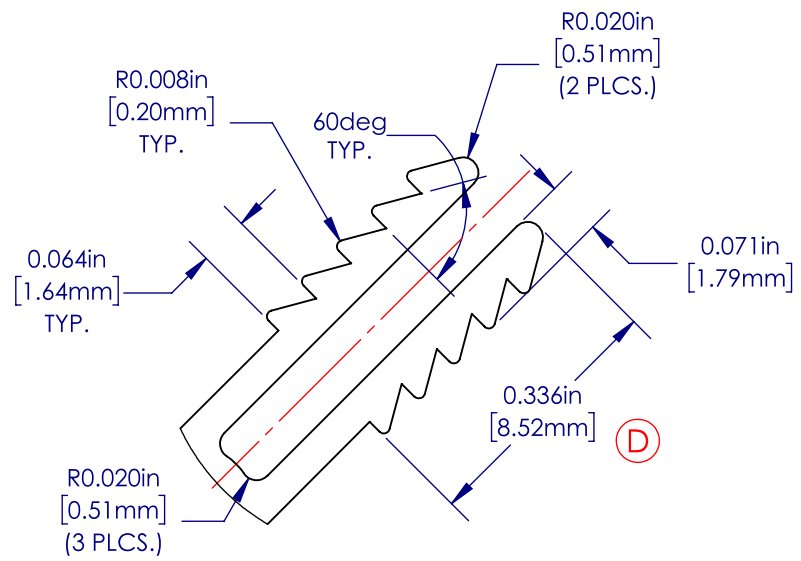
- NOTES:
1. EXTRUSION SHALL BE STRAIGHT WITHIN 1.1mm PER 1M [0.015"/FOOT]
 2. EXTRUSION TWIST 1.0DEG PER 1M [1.0DEG/FOOT]
 3. EXTRUSION CROSS SECTIONAL AREA IS 0.2654 sq.in. [171.23mm sq.]
 4. ALL RADII & FILLET RADIUS TO BE R0.016" [0.41mm] UNLESS OTHERWISE SPECIFIED
 5. SECTIONAL MATERIAL THICKNESS 0.059"±0.006" [1.50mm±0.15mm] UNLESS OTHERWISE SPECIFIED
 6. CRITICAL DIMENSIONS ARE SHOWN WITHIN ()
 7. REFERENCE DIMENSIONS ARE SHOWN WITHIN ()
 8. ALL DIMENSIONS ARE FINISHED PART DIMENSIONS
 9. ALL DIMENSIONS AND TOLERANCES ARE TO BE INTERPRETED ACCORDING TO ASME Y14.
 10. SURFACE FINISH AS PER CUSTOMER'S PURCHASE ORDER



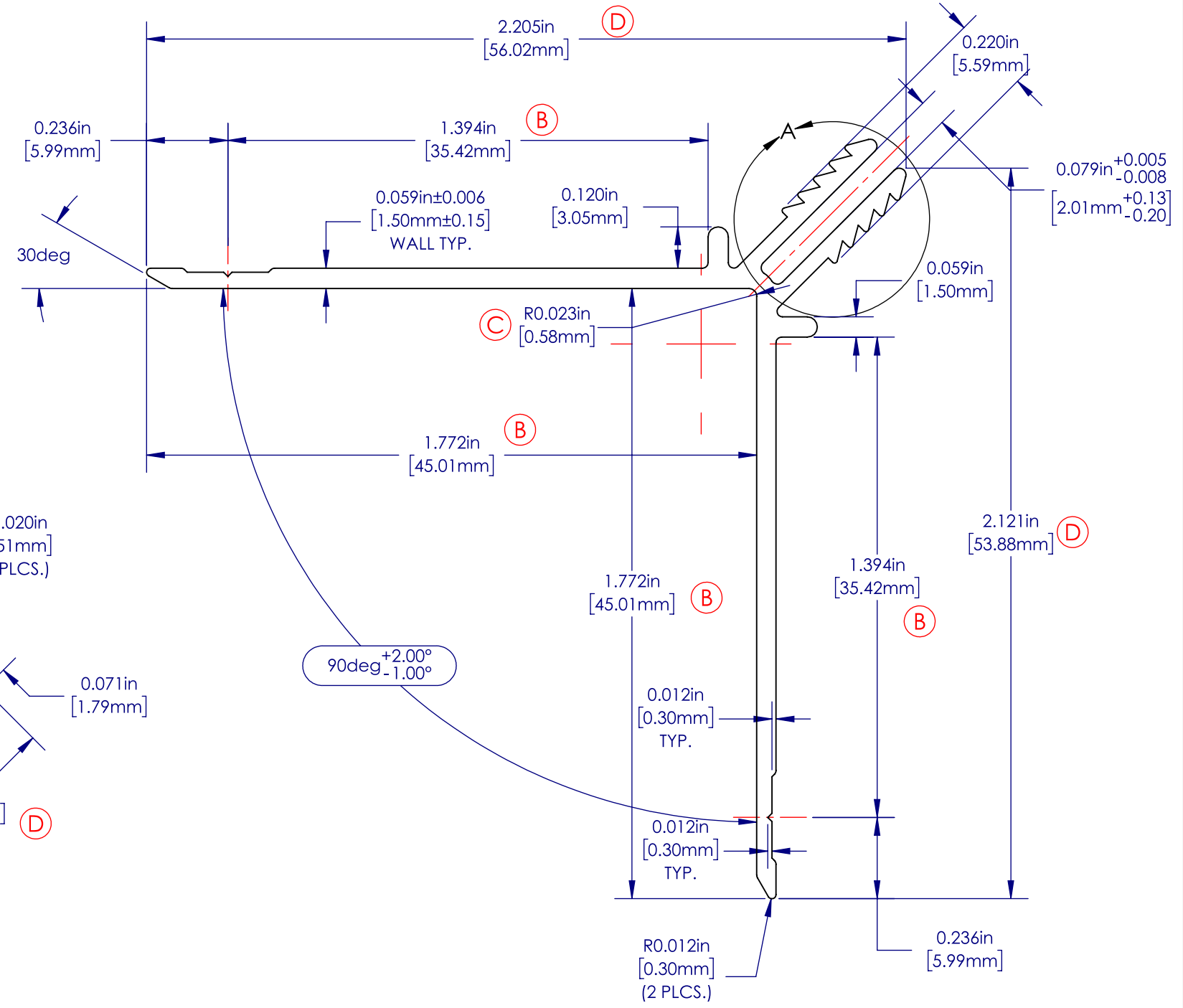
DETAIL VIEW OF ASSEMBLY
SCALE 1:1



EXTRUSION PROFILE
SCALE 1:1



DETAIL A
SCALE 4:1



WEIGHT/LENGTH	0.467	kg/m	0.314	lbs./ft.
AREA	171.23	sq. mm	0.2654	sq. in.
TOTAL PERIMETER	253.69	mm	9.9876	in.
OUTSIDE PERIMETER	253.69	mm	9.9876	in.
EXPOSED PERIMETER	91.53	mm	3.6035	in.

PROPRIETARY AND CONFIDENTIAL
THE INFORMATION CONTAINED IN THIS DRAWING IS THE SOLE PROPERTY OF ALWOOD LLC. ANY REPRODUCTION IN PART OR AS A WHOLE WITHOUT THE WRITTEN PERMISSION OF ALWOOD LLC IS PROHIBITED.

UNLESS OTHERWISE SPECIFIED: DIMENSIONS ARE IN INCHES [MM] TOLERANCES:	
MILLIMETERS X = ±1 .X = ±.20 .XX = ±10	INCHES [.X = ±0.1] [.XX = ±0.01] [.XXX = ±0.005]
ANGLES ∠ = ± 1°	
FRACTIONS X/X = ±1/64	
INTERPRET GEOMETRIC TOLERANCING PER:	
MATERIAL 6063-T5	
FINISH Powder Coat	
NEXT ASSY	USED ON
APPLICATION DO NOT SCALE DRAWING	

NAME	DATE
EASS	07/15/20
DRAWN	
CHECKED	
ENG APPR.	
MFG APPR.	
Q.A.	
COMMENTS:	

LEVANTÉ
ALUMINUM ARCHITECTURAL COMPONENTS

TITLE:
Inside Corner Trim

SIZE **B** PART NO. **LCMC119** REV **D**

SCALE: 2.5:1 WEIGHT: 2.55 SHEET 2 OF 2