



LEVANTÉ[®]
ALUMINUM ARCHITECTURAL COMPONENTS

LEVANTÉ[®], LLC
901 NORTHVIEW ROAD
SUITE 100
WAUKESHA, WISCONSIN 53188

Project Name:

Part Name:

3-WAY FENCE POST

Used on assembly:

Part No.:

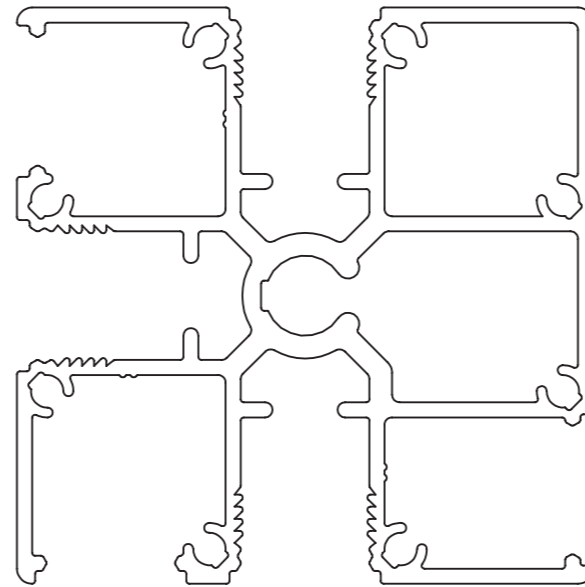
LF3POST410

Drawing Number:

HLM-AE-0033-000-B

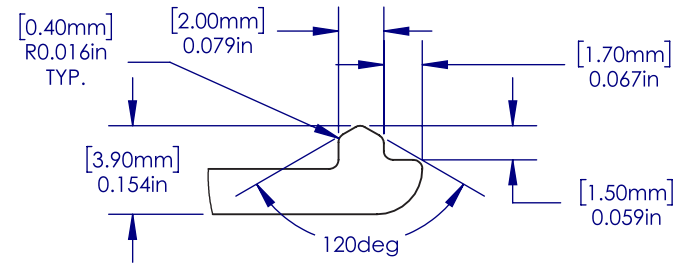
REVISIONS

REV.	DESCRIPTION	DATE	APPROVED
B	LOCATION OF SCREW GUIDE HAS BEEN MODIFIED TO AVOID INTERFERENCE BETWEEN SCREW HEAD AND SCREW BOSSES.	7/2/2020	EASS
B	Material has been updated to 6005-T6. Revision level kept at Rev B in order to avoid confusion. Material is driven by the order form.	10/31/2022	Gautam Poddar

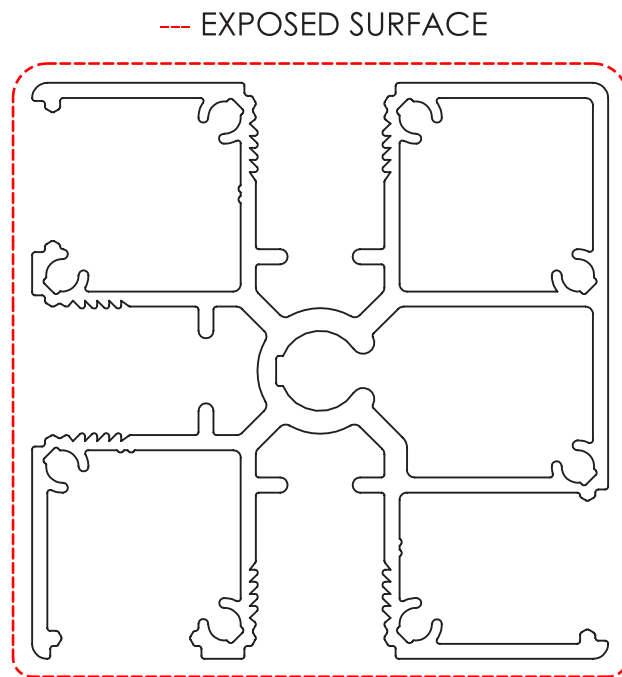


EXTRUSION PROFILE
SCALE 1:1

- NOTES:
1. EXTRUSION SHALL BE STRAIGHT WITHIN 1.1mm PER 1M [0.015"/FOOT]
 2. EXTRUSION TWIST 1.0DEG PER 1M [1.0DEG/FOOT]
 3. EXTRUSION CROSS SECTIONAL AREA IS 1.6570 sq.in. [1069.03mm sq.]
 4. ALL RADII & FILLET RADIUS TO BE R0.016" [0.40mm] UNLESS OTHERWISE SPECIFIED
 5. SECTIONAL MATERIAL THICKNESS 0.079"±0.006" [2.00mm±0.15mm] UNLESS OTHERWISE SPECIFIED
 6. CRITICAL DIMENSIONS ARE SHOWN WITHIN ()
 7. REFERENCE DIMENSIONS ARE SHOWN WITHIN ()
 8. ALL DIMENSIONS ARE FINISHED PART DIMENSIONS
 9. ALL DIMENSIONS AND TOLERANCES ARE TO BE INTERPRETED ACCORDING TO ASME Y14.
 10. REFER TO CAD FILE FOR TOOLING
 11. SURFACE FINISH AS PER CUSTOMER'S PURCHASE ORDER

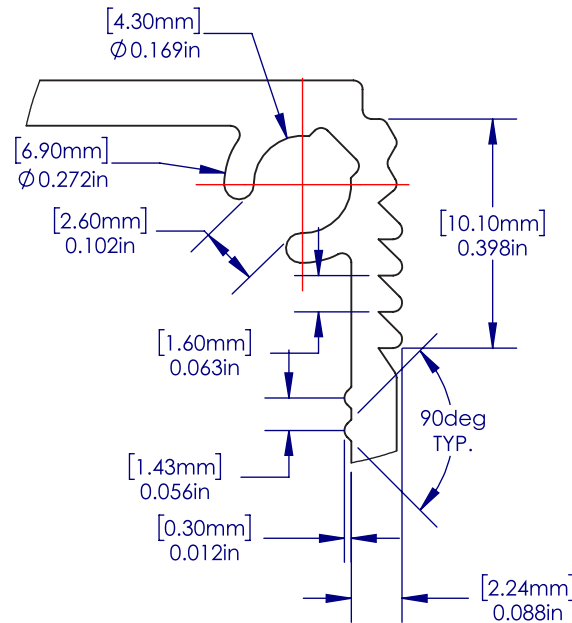


DETAIL B
SCALE 3 : 1

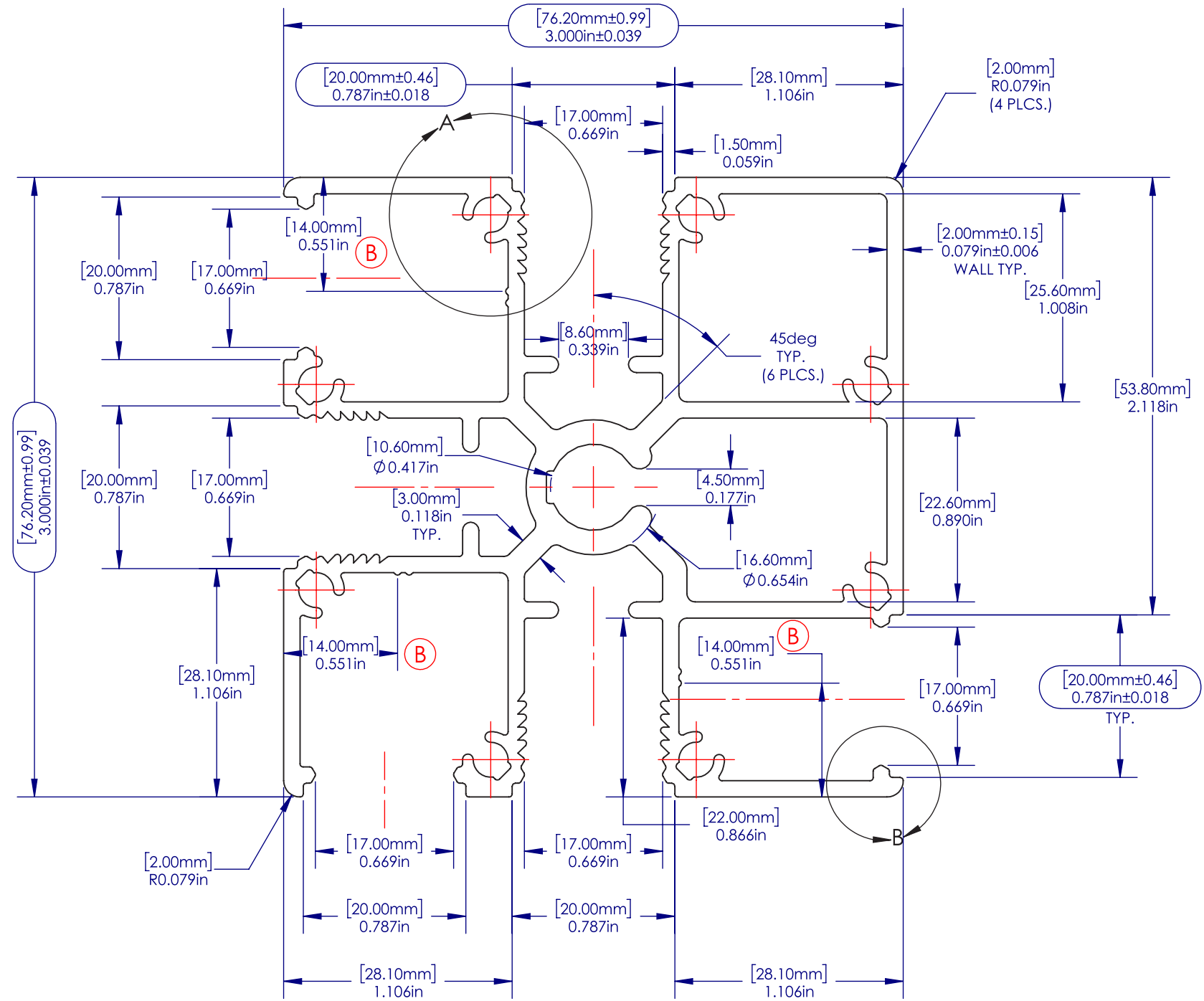


EXTRUSION PROFILE
SCALE 1:1

WEIGHT/LENGTH	2.918	kg/m	1.961	lbs./ft.
AREA	1069.03	sq. mm	1.6570	sq. in.
TOTAL PERIMETER	1048.90	mm	41.2954	in.
OUTSIDE PERIMETER	793.31	mm	31.2325	in.
EXPOSED PERIMETER	793.31	mm	31.2325	in.



DETAIL A
SCALE 3 : 1



UNLESS OTHERWISE SPECIFIED:

DIMENSIONS ARE IN INCHES [MM]

TOLERANCES:

MILLIMETERS INCHES
 X = ±1 [X = ±0.1]
 .X = ±.25 [.XX = ±0.01]
 .XX = ±10 [XXX = ±0.005]

ANGLES

< = ± 1°

FRACTIONS

X/X = ± 1/64

INTERPRET GEOMETRIC TOLERANCING PER:

MATERIAL

6005-T6 (B)

FINISH

Powder Coat

APPLICATION

DO NOT SCALE DRAWING

NAME	EASS	DATE	07/02/20
DRAWN			
CHECKED			
ENG APPR.			
MFG APPR.			
Q.A.			
COMMENTS:			



TITLE:
3-Way Fence Post

SIZE DWG. NO. REV
B LF3POST410 **B**

SCALE: 1.5:1 WEIGHT: 11.553 SHEET 2 OF 2

PROPRIETARY AND CONFIDENTIAL
 THE INFORMATION CONTAINED IN THIS DRAWING IS THE SOLE PROPERTY OF ALWOOD LLC. ANY REPRODUCTION IN PART OR AS A WHOLE WITHOUT THE WRITTEN PERMISSION OF ALWOOD LLC IS PROHIBITED.